

網頁服務程式技術分享

Bootstrap JumpStart



淡江大學

資訊處 校務資訊組



技士 林昀龍

120096@mail.tku.edu.tw

大綱

- 前言
- 響應性 Web 設計
- Bootstrap
- 參考資料



- HTML, CSS



- a little JavaScript ◦







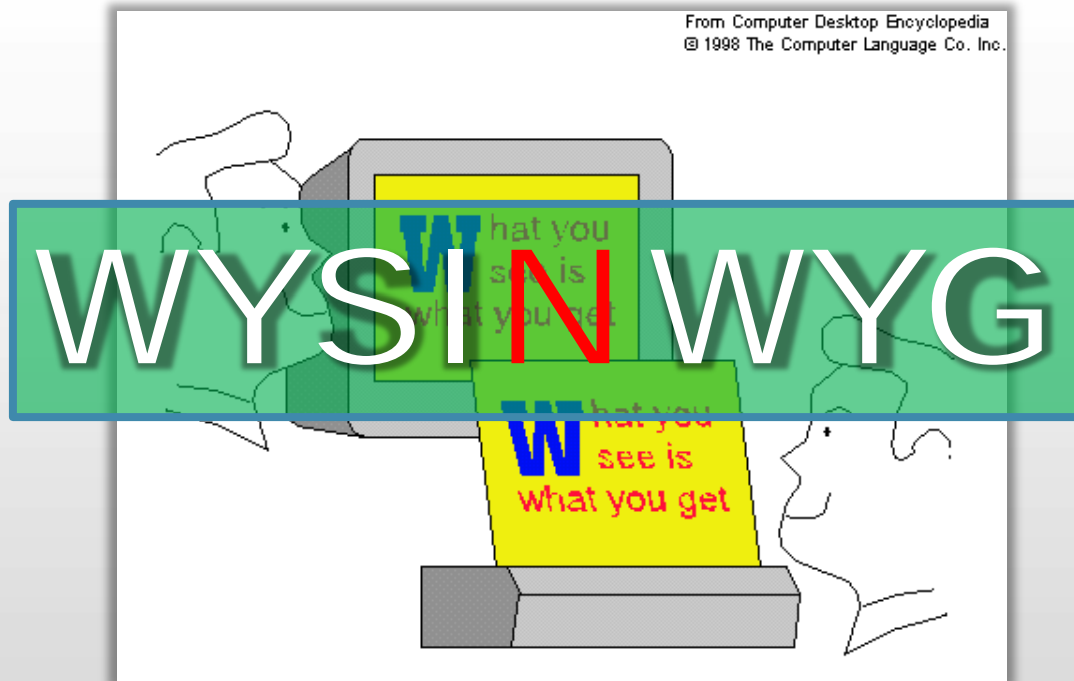
前言

Preface





From Computer Desktop Encyclopedia
© 1998 The Computer Language Co., Inc.





6 7 8 9 10 11









響應性 Web 設計

Responsive Web Design

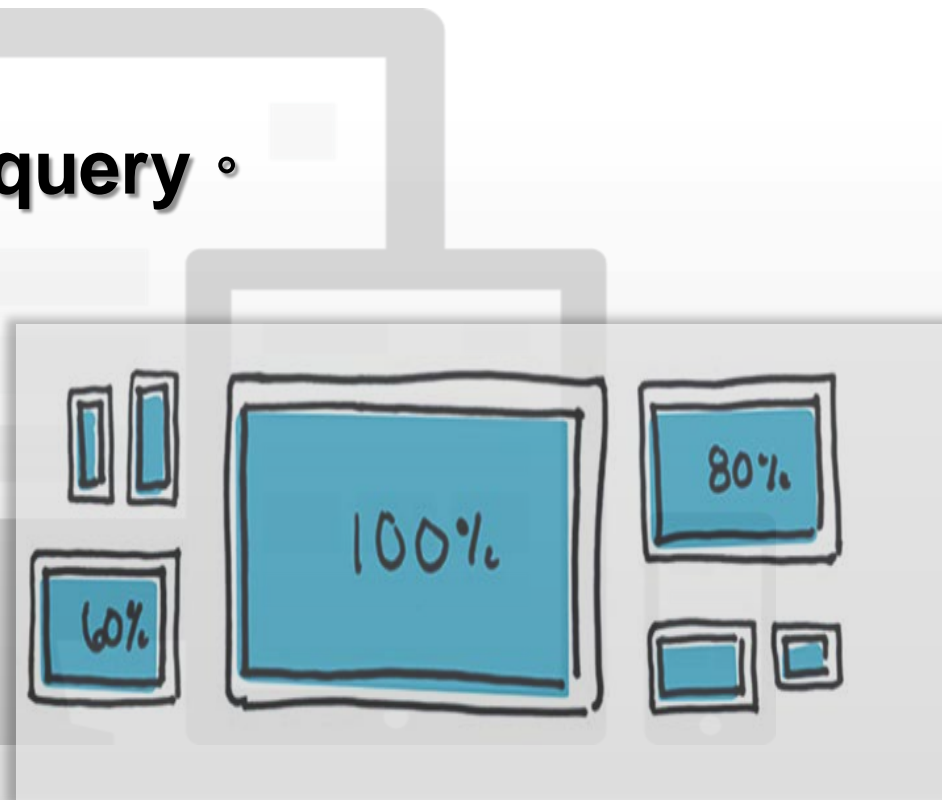
- 
- By Ethan Marcotte, May 25, 2010.
 - <http://alistapart.com/article/responsive-web-design>
 - Responsive Web Design, **RWD**.

RWD: 想法

- 根據特定瀏覽器狀況的現有值，像是視窗尺寸、裝置定向 (orientation)、或者長寬比 (aspect ratio) 等，我們能夠**在不同的情況下使用不同的 CSS**。
- 透過**重新思考**進行頁面的配置的方式，我們可以讓原先企圖一體適用所有狀況的版面配置更貼切地配合**各種瀏覽器視窗尺寸**。

RWD: 方法

- **CSS 3 媒體查詢 media query**。
- **非固定的版面配置**。
- **非固定的圖像與媒體**。



Example 1

響應式 Web 設計





Bootstrap

Sleek, intuitive, and powerful mobile first front-end framework for faster and easier web development.





- **Bootstrap** 最初是由就職於 **Twitter** 的一個設計師和一個工程師（**Mark Otto, Jacob Thornton**）創造的，現在，**Bootstrap** 已經成為了世界上最流行的前端開發框架和開放原始碼專案。
- **Current version: 3.0.2**



支援的 Web 瀏覽器 (1)

- Chrome (Mac, Windows, iOS, and Android)
- Safari (僅支援 Mac and iOS 版本)
- Firefox (Mac, Windows)
- Internet Explorer
- Opera (Mac, Windows)



支援的 Web 瀏覽器 (2)

- Chrome for Linux, Firefox for Linux, and Internet Explorer 7, Bootstrap 不正式支援 (not officially supported) 這些瀏覽器，但是應該可以正常瀏覽使用 Bootstrap 製作的網站。


Internet Explorer 8 and 9

Feature	Internet Explorer 8	Internet Explorer 9
border-radius	Not supported	Supported
box-shadow	Not supported	Supported
transform	Not supported	Supported, with -ms prefix
transition	Not supported	
placeholder	Not supported	

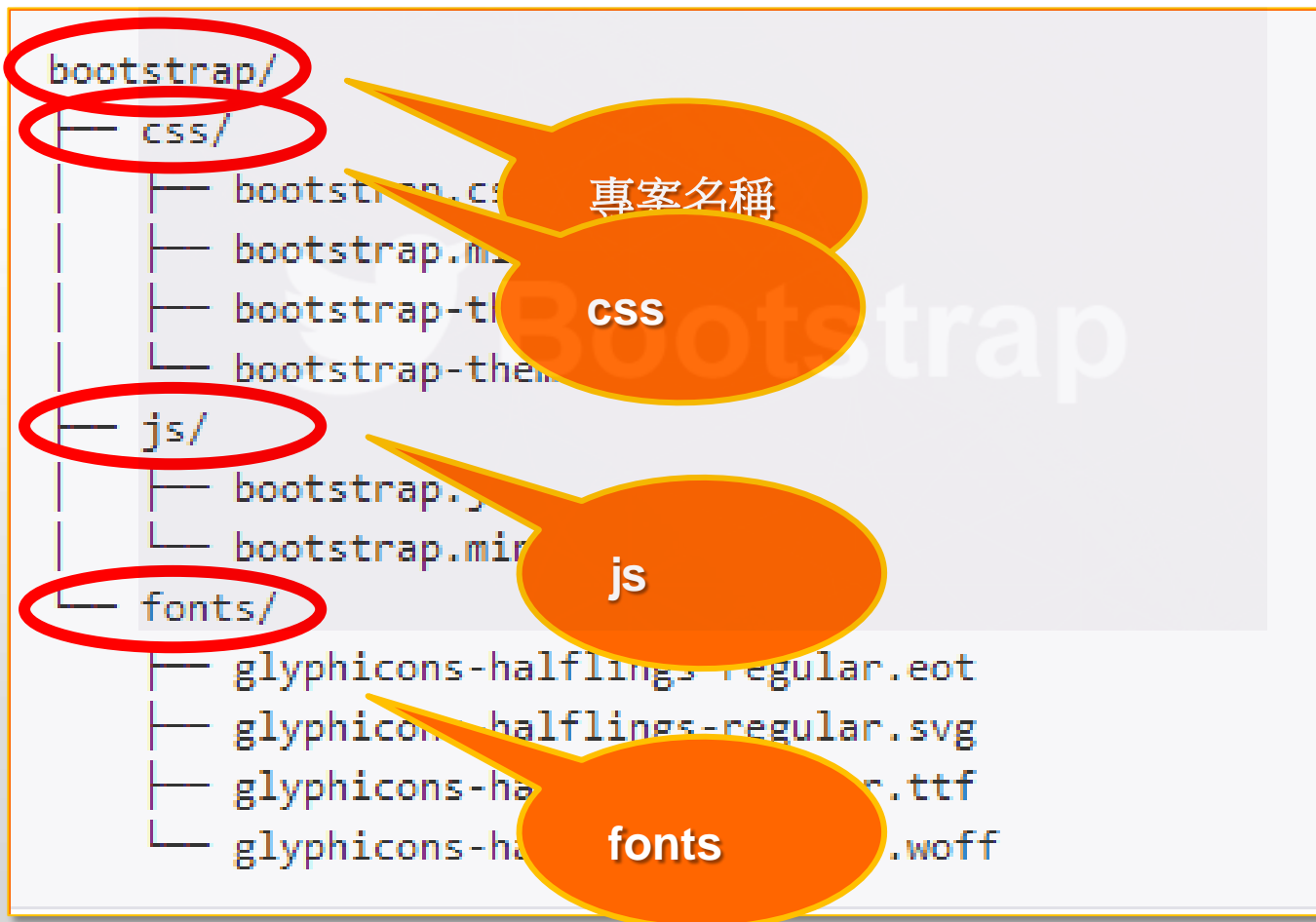


在 Web 專案中設定 Bootstrap (1)

- Visual Studio (2010, 2012, 2013)
 - Nuget (套件管理主控台：**install-package bootstrap**)
- 至 bootstrap 網頁。



在 Web 專案中設定 Bootstrap (2)



在 Web 專案中設定 Bootstrap (3)

```
<meta name="viewport" content="width=device-width,  
initial-scale=1.0">
```

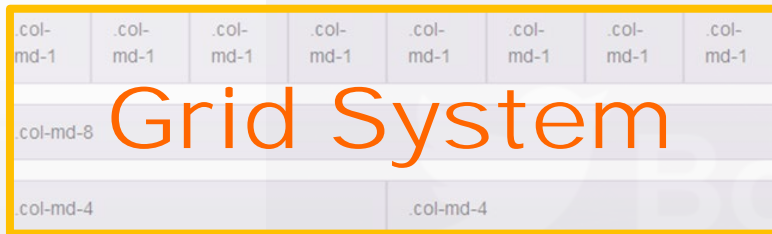
```
<link rel="stylesheet" href="{css}/bootstrap.min.css" />  
<link rel="stylesheet" href="{css}/bootstrap-theme.min.css" />
```

```
<script src="{js}/jquery-1.10.2.min.js"></script>  
<script src="{js}/bootstrap.min.js"></script>
```

Bootstrap



Bootstrap CSS

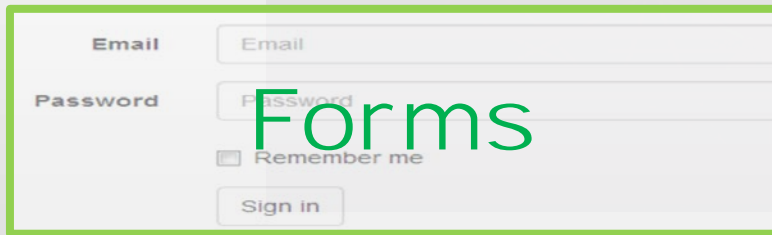


A diagram illustrating the Bootstrap grid system. It shows a row of eight columns, each labeled ".col-md-1". Below this row is a single wide column labeled ".col-md-8". Below that is a row of two columns, each labeled ".col-md-4". The text "Grid System" is overlaid in orange.



A table with three columns: "#", "First Name", and "Last Name". The text "Tables" is overlaid in blue.

#	First Name	Last Name
1	Mark	Otto
2	Jacob	Thornton
3	Larry	the Bird



A form with fields for "Email" and "Password", a "Remember me" checkbox, and a "Sign in" button. The text "Forms" is overlaid in green.



A row of four buttons: "Primary" (blue), "Warning" (orange), and two others (green and light blue). The text "Buttons" is overlaid in red.

Example 3

Grid System



Grid System - Options

	Extra small devices Phones (<768px)	Small devices Tablets (≥768px)	Medium devices Desktops (>992px)	Large devices Desktops (>1200px)
Grid behavior	Horizontal at all times	Collapsed to start	horizontal above breakpoints	
Max container width	None (auto)	750px	970px	1170px
Class prefix	.col-xs-	.col-sm-	.col-md-	.col-lg-
# of columns	12			
Max column width	Auto	60px	78px	95px
Gutter width	30px (15px on each side of a column)			
Nestable	Yes			
Offsets	N/A	Yes		
Column ordering	N/A	Yes		

Demo

基本概念

偏移與移動

Example 4

Tables



Demo

基本概念

響應性表格

Example 5

Forms



Demo

基本概念

其它表單元件與功能介紹

Example 6

Buttons



Bootstrap Components

Action
Another action
Something else here
Separated link

Dropdowns

Brand Link Link Dropdown Search Submit

Navbar

Home Navs Messages



rap

Emmet (Zen Coding)



zen-coding

Set of plugins for HTML and CSS hi-speed coding



Emmet

Tools for web-developers

CSS 選擇器 (1)

- **.** - 類別選擇器

- .navbar → ex: `<aside class="navbar"><aside>`

- **#** - ID 選擇器

- #mySlide → ex: `<div id="mySlide"></div>`

CSS 選擇器 (2)

- `[]` - 屬性選擇器

- `[href="#"]` → ex: ``

- `>` - 子系選擇器

- `.nav>li` → ex: `<ul class="nav">`

Emmet (Zen Coding)

type this:

```
.emmet>p{HTML Tricks}
```

get this:

```
<div class="emmet">  
<p>HTML Tricks</p>  
</div>
```

Example 7

Dropdowns



Example 8

Navs



Bootstrap



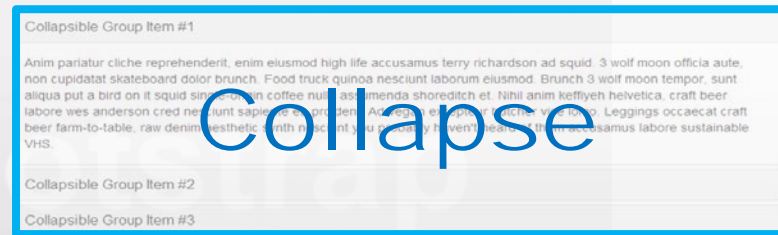
Example 9

Navbars

Bootstrap



Bootstrap JavaScript



Example 10

Modal



Bootstrap



Example 12

Collapse

Bootstrap



Example 13

Carousel

Bootstrap









參考資料

References



- 深入淺出行動網站開發, July 2012, O'Reilly.
- Bootstrap, <http://getbootstrap.com/>
- Emmet: <http://docs.emmet.io/>